



Anne Arundel County Business Patterns

July 25, 2024

Anne Arundel Economic Development Corporation

2660 Riva Road

Annapolis, MD 21401

Executive Summary

In June of 2024, the U.S. Census Bureau released its annual County Business Patterns (CBP) zip code-level by industry economic data. This data series covers most North American Industry Classification System (NAICS) industries (with employees), excluding only agriculture (crop and animal production), rail transportation, Postal Service, sole-proprietorships, public administration, and most establishments reporting government employees. The full release of this data is made available approximately 16 months after the reference year, the most recent of which is 2022. Establishment and employment numbers are from the week of March 12th of 2022.

For this report, Anne Arundel Economic Development Corporation (AAEDC) presented the Census Bureau's establishment numbers by the number of employees and by NAICS industry sectors for Anne Arundel County as a whole. We then looked at the five-year trend for both the number of establishments and the number of employees per industry sector.

Next, we used the zip code-level CBP data to analyze the concentrations of establishments and employees by towns in the County (based on 5-digit Zip Codes) and then presented a breakdown of the number of establishments by industry for each of those towns. Because employment by industry was not available at the zip code-level, establishment and employee data for those zip codes that cross county boundaries were not included in the zip code-level data sets but were included in the countywide numbers.

Broadly, this CBP data is useful for benchmarking and studying the change over time in the number of establishments and employees in a given industry within Anne Arundel County. From a practical standpoint, it is useful to businesses for examining markets and by government for analyzing economic changes over time for administration and planning purposes. At the state and local government level, this data can be used to assess small areas and aid in the development of fiscal policies as well as planning for the future. Noise infusion is added by the Census Bureau to prevent individual businesses from being identified.

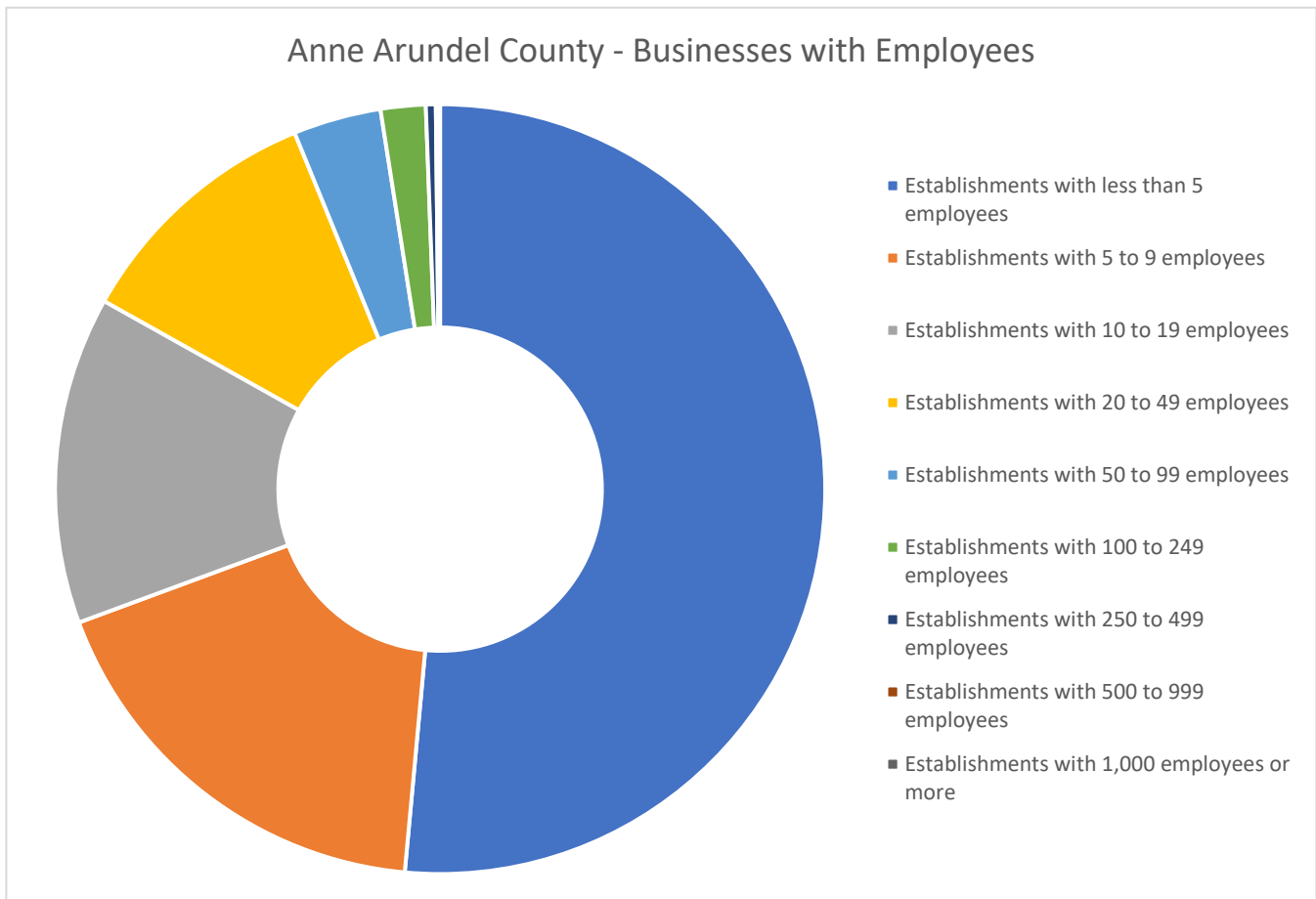
Examining the data the County Business Patterns provides for Anne Arundel County, most businesses with employees are small businesses. There are 12,174 establishments with fewer than 20 employees, accounting for 83% of the total employer establishments in the county. The number of establishments with fewer than 50 employees accounts for 94% of the total employer establishments. In addition, the most recent release of non-employer business data puts the number of businesses without employees (such as sole proprietors) at 50,187. Overall, 96.2% of all businesses in Anne Arundel County are small businesses with fewer than 20 employees.

The top three sectors by number of employer establishments in Anne Arundel County are Professional, Scientific, and Technical Services; Retail Trade; and Construction, whereas the top three sectors by employment are Retail Trade; Professional, Scientific, and Technical Services; and Accommodation and Food Services. Examining the last five years of data available (2018-2022), we have seen continued growth in the total number of employer establishments in Anne Arundel County. In 2022, losses in the Professional, Scientific, and Technical Services; Wholesale Trade; Manufacturing; and Information industry sectors have been counter-balanced by growth in the Health Care and Social Assistance; Other Services; Construction; Administrative and Support; Transportation and Warehousing; and Real Estate and Rental and Leasing industry sectors. That said, in 2022, growth in total employment for all sectors combined had not reached the early 2020 peak in employment just prior to the impacts of the COVID-19 pandemic.

Annapolis, Glen Burnie, Pasadena, and Hanover are the top three concentrations of employer establishments in Anne Arundel County.

Anne Arundel County Business Statistics

	Number of Establishments	Number of Employees
All establishments	14,645	240,384
Establishments with less than 5 employees	7,537	
Establishments with 5 to 9 employees	2,622	
Establishments with 10 to 19 employees	2,015	
Establishments with 20 to 49 employees	1,568	
Establishments with 50 to 99 employees	540	
Establishments with 100 to 249 employees	276	
Establishments with 250 to 499 employees	61	
Establishments with 500 to 999 employees	17	
Establishments with 1,000 employees or more	9	



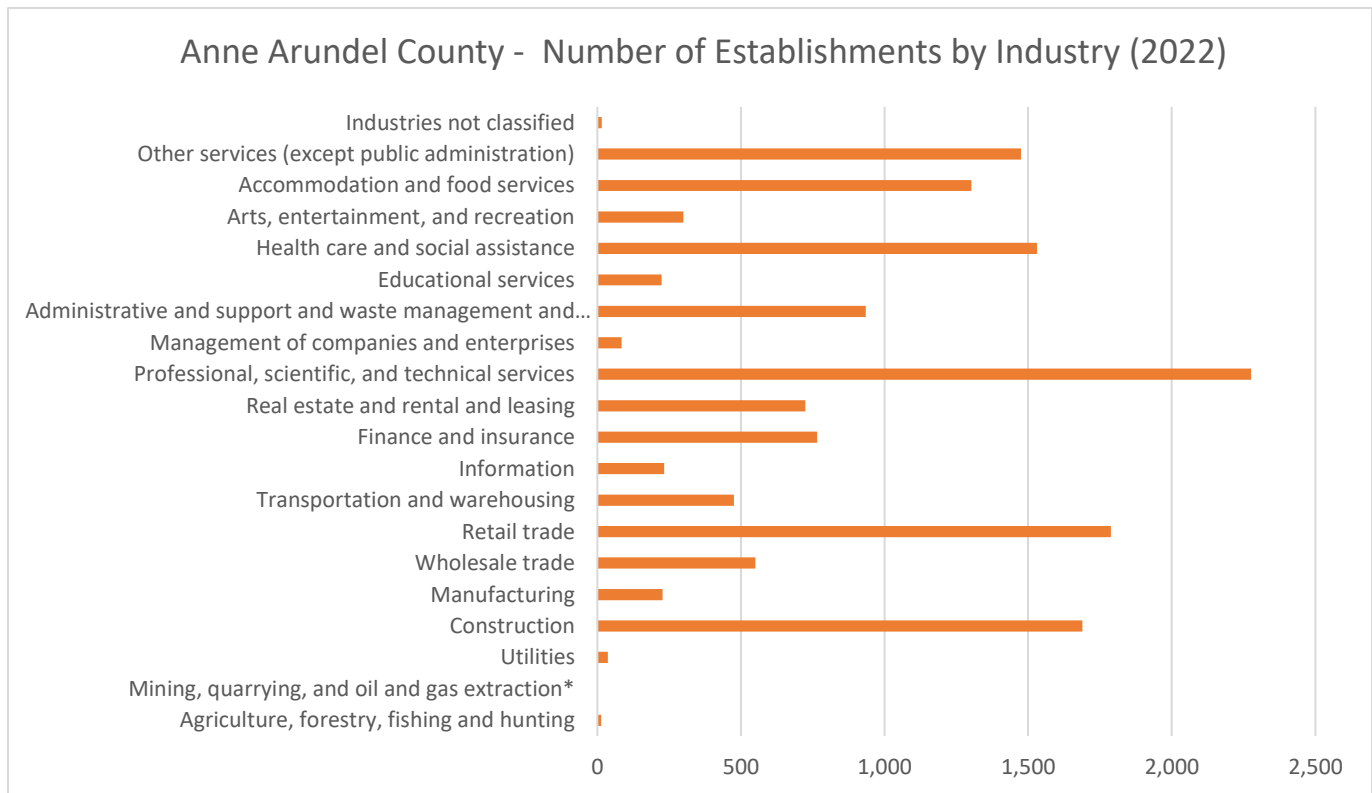
Non-Employer Establishments 50,187

Total Number of Businesses 64,832

Source: US Census Bureau, 2022 County Business Patterns; 2021 Nonemployer Statistics (NES)

Anne Arundel County Business Statistics by Industry

	Number of Establishments	Number of Employees
Agriculture, forestry, fishing and hunting	13	39
Mining, quarrying, and oil and gas extraction*	2	5
Utilities	37	682
Construction	1,689	20,823
Manufacturing	227	15,600
Wholesale trade	550	9,198
Retail trade	1,788	32,162
Transportation and warehousing	475	16,306
Information	233	3,233
Finance and insurance	765	7,504
Real estate and rental and leasing	724	3,942
Professional, scientific, and technical services	2,276	29,745
Management of companies and enterprises	84	3,945
Administrative and support and waste management and remediation services	935	19,118
Educational services	224	3,738
Health care and social assistance	1,531	29,410
Arts, entertainment, and recreation	300	4,498
Accommodation and food services	1,302	29,595
Other services (except public administration)	1,475	10,773
Industries not classified	15	68



Source: US Census Bureau, 2022 County Business Patterns

*Mining, quarrying, and oil and gas extraction not disclosed by U.S. Census Bureau

Anne Arundel County Number of Establishments

NAICS Industry Sectors	2018	2019	2020	2021	2022	2018-2019 (+/-)	2019-2020 (+/-)	2020-2021 (+/-)	2021-2022 (+/-)
Agriculture, forestry, fishing and hunting	12	12	11	11	13	0	-1	0	2
Mining, quarrying, and oil and gas extraction*	3	0	3	3	2	-3	3	0	-1
Utilities	24	24	28	33	37	0	4	5	4
Construction	1,617	1,626	1,624	1,659	1,689	9	-2	35	30
Manufacturing	244	254	243	241	227	10	-11	-2	-14
Wholesale trade	579	575	579	579	550	-4	4	0	-29
Retail trade	1,888	1,897	1,862	1,797	1,788	9	-35	-65	-9
Transportation and warehousing	391	400	420	455	475	9	20	35	20
Information	262	255	256	251	233	-7	1	-5	-18
Finance and insurance	774	762	761	752	765	-12	-1	-9	13
Real estate and rental and leasing	643	658	676	705	724	15	18	29	19
Professional, scientific, and technical services	2,315	2,276	2,329	2,352	2,276	-39	53	23	-76
Management of companies and enterprises	101	100	94	88	84	-1	-6	-6	-4
Administrative and support and waste management and remediation services	905	897	891	906	935	-8	-6	15	29
Educational services	185	198	204	209	224	13	6	5	15
Health care and social assistance	1,449	1,458	1,452	1,472	1,531	9	-6	20	59
Arts, entertainment, and recreation	274	279	269	297	300	5	-10	28	3
Accommodation and food services	1,286	1,292	1,276	1,295	1,302	6	-16	19	7
Other services (except public administration)	1,399	1,400	1,401	1,422	1,475	1	1	21	53
Industries not classified	16	17	26	20	15	1	9	-6	-5
Total for All Sectors	14,367	14,382	14,405	14,547	14,645	15	23	142	98

* 2022 Mining, quarrying, and oil and gas extraction data was not disclosed; data shown was calculated from total county-wide.

Source: US Census Bureau, 2016-2022 County Business Patterns, Anne Arundel County

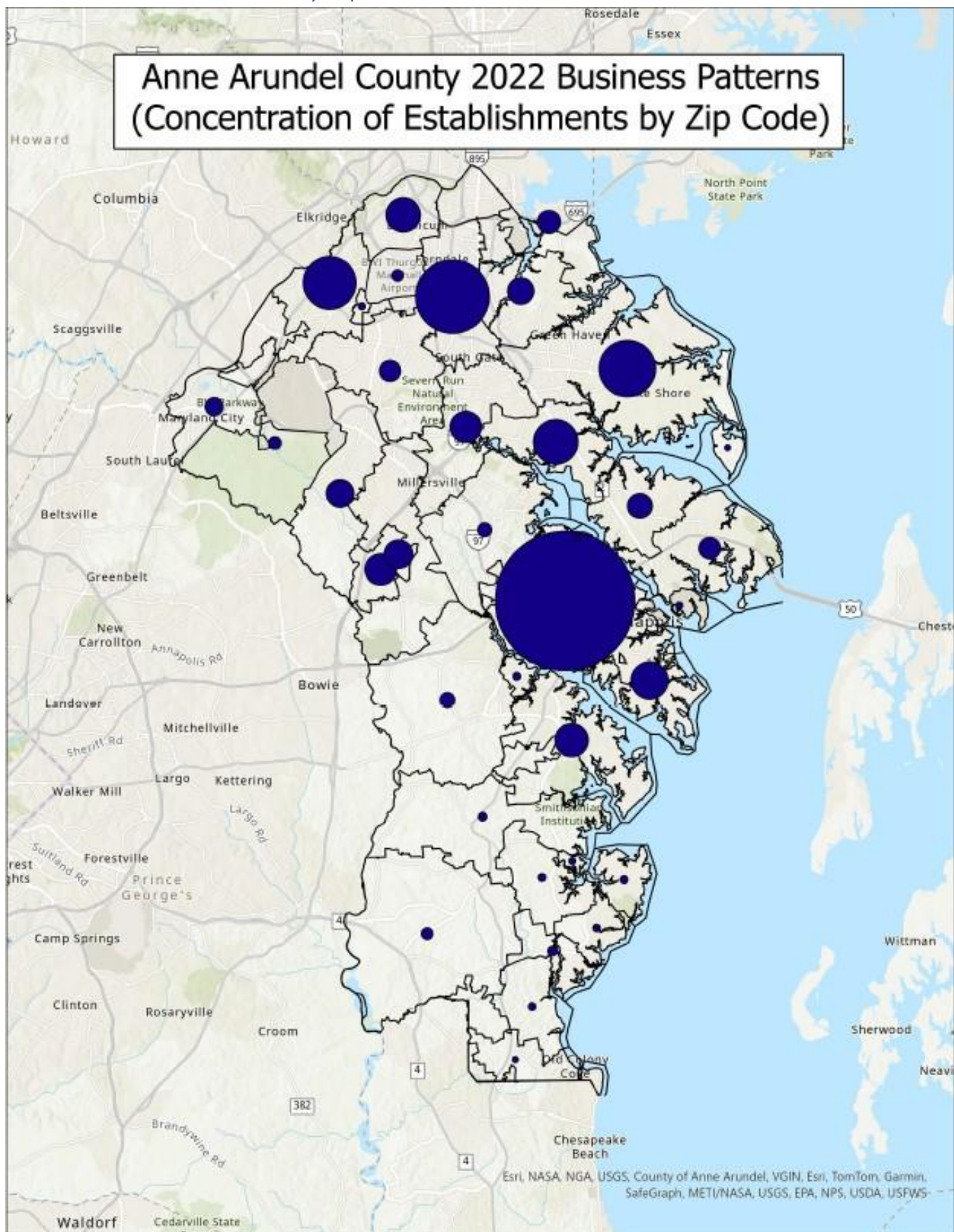
Anne Arundel County Number of Employees

NAICS Industry Sectors	2018	2019	2020	2021	2022	2018-2019 (+/-)	2019-2020 (+/-)	2020-2021 (+/-)	2021-2022 (+/-)
Agriculture, forestry, fishing and hunting	35	50	41	47	39	15	-9	6	-8
Mining, quarrying, and oil and gas extraction*	16	0	46	18	5	-16	46	-28	-13
Utilities	557	637	604	638	682	80	-33	34	44
Construction	18,264	18,652	19,466	19,558	20,823	388	814	92	1,265
Manufacturing	12,354	11,326	12,017	13,542	15,600	-1,028	691	1,525	2,058
Wholesale trade	10,390	10,361	9,492	8,546	9,198	-29	-869	-946	652
Retail trade	33,151	32,817	32,806	30,817	32,162	-334	-11	-1,989	1,345
Transportation and warehousing	13,820	15,171	18,217	15,603	16,306	1,351	3,046	-2,614	703
Information	4,534	4,414	4,183	3,227	3,233	-120	-231	-956	6
Finance and insurance	6,559	6,537	7,010	7,432	7,504	-22	473	422	72
Real estate and rental and leasing	4,167	4,089	4,018	3,629	3,942	-78	-71	-389	313
Professional, scientific, and technical services	35,242	34,897	36,000	38,013	29,745	-345	1,103	2,013	-8,268
Management of companies and enterprises	5,221	5,877	4,274	3,842	3,945	656	-1,603	-432	103
Administrative and support and waste management and remediation services	21,009	20,301	18,895	18,699	19,118	-708	-1,406	-196	419
Educational services	3,501	3,796	3,735	3,381	3,738	295	-61	-354	357
Health care and social assistance	28,687	29,866	29,478	27,355	29,410	1,179	-388	-2,123	2,055
Arts, entertainment, and recreation	4,352	4,552	4,708	3,761	4,498	200	156	-947	737
Accommodation and food services	32,948	31,972	30,944	25,809	29,595	-976	-1,028	-5,135	3,786
Other services (except public administration)	11,559	11,731	11,295	10,094	10,773	172	-436	-1,201	679
Industries not classified	9	10	36	63	68	1	26	27	5
Total for All Sectors	246,375	247,074	247,265	234,074	240,384	699	191	-	6,310

* 2022 Mining, quarrying, and oil and gas extraction data was not disclosed; data shown was calculated from total county-wide.

Source: US Census Bureau, 2016-2022 County Business Patterns, Anne Arundel County

Business Concentration by Zip Code



Number of Establishments & Employees by Town (Zip Code)

Town/City	Number of Establishments	Number of Employees
Annapolis	3,842	51,973
Arnold	397	3,344
Churchton	36	271
Crofton	560	8,469
Crownsville	169	1,552
Davidsonville	196	1,721
Deale	76	638
Edgewater	585	5,259
Fort George G Meade	127	2,955
Friendship	12	39
Galesville	16	196
Gambrills	501	7,724
Gibson Island	7	133
Glen Burnie	1,867	31,978
Hanover	1,037	34,367
Harmans	23	1,098
Harwood	78	751
Laurel	265	3,763
Linthicum Heights	601	26,489
Lothian	125	1,343
Mayo	5	55
Millersville	557	6,356
Odenton	492	6,532
Pasadena	1,083	10,782
Riva	45	238
Severn	328	4,501
Severna Park	838	8,307
Shady Side	49	141
Tracys Landing	41	333
West River	43	350
Baltimore BWI	131	8,136
Grand Total	14,132	229,794

Source: US Census Bureau, 2022 County Business Patterns, Zip Code Level, Anne Arundel County

Note: Does not include zip codes that cross county boundaries (examples: 20794 Jessup, 20226 Baltimore, & 21225 Brooklyn Park; omits 513 establishments and 10,590 employees county-wide)

Number of Establishments by Industry per Town/City

Town/City (Zip Code)	Number of Establishments
Annapolis (21401/21402/21403/21405/21409)	3,810
Accommodation and food services	316
Administrative and support and waste management and remediation services	177
Arts, entertainment, and recreation	91
Construction	272
Educational services	58
Finance and insurance	289
Health care and social assistance	444
Information	74
Management of companies and enterprises	20
Manufacturing	45
Other services (except public administration)	369
Professional, scientific, and technical services	715
Real estate and rental and leasing	210
Retail trade	533
Transportation and warehousing	60
Utilities	12
Wholesale trade	125
Arnold (21012)	395
Accommodation and food services	28
Administrative and support and waste management and remediation services	31
Arts, entertainment, and recreation	9
Construction	51
Educational services	9
Finance and insurance	20
Health care and social assistance	67
Information	10
Manufacturing	6
Other services (except public administration)	30
Professional, scientific, and technical services	53
Real estate and rental and leasing	30
Retail trade	36
Wholesale trade	15
Churchton (20733)	28
Construction	6
Finance and insurance	3
Health care and social assistance	4
Other services (except public administration)	3
Professional, scientific, and technical services	8
Retail trade	4
Crofton (21114)	556
Accommodation and food services	24
Administrative and support and waste management and remediation services	40
Arts, entertainment, and recreation	14

Construction	88
Educational services	7
Finance and insurance	41
Health care and social assistance	60
Manufacturing	13
Other services (except public administration)	53
Professional, scientific, and technical services	102
Real estate and rental and leasing	32
Retail trade	45
Transportation and warehousing	8
Wholesale trade	29
Crownsville (21032)	165
Accommodation and food services	6
Administrative and support and waste management and remediation services	12
Arts, entertainment, and recreation	7
Construction	25
Educational services	3
Finance and insurance	9
Health care and social assistance	18
Information	3
Manufacturing	3
Other services (except public administration)	27
Professional, scientific, and technical services	32
Real estate and rental and leasing	9
Retail trade	7
Wholesale trade	4
Davidsonville (21035)	190
Accommodation and food services	9
Administrative and support and waste management and remediation services	20
Arts, entertainment, and recreation	3
Construction	55
Finance and insurance	4
Health care and social assistance	10
Manufacturing	4
Other services (except public administration)	19
Professional, scientific, and technical services	34
Real estate and rental and leasing	9
Retail trade	9
Transportation and warehousing	6
Wholesale trade	8
Deale (20751)	70
Accommodation and food services	10
Arts, entertainment, and recreation	3
Construction	12
Health care and social assistance	4
Other services (except public administration)	11
Professional, scientific, and technical services	11

Real estate and rental and leasing	7
Retail trade	12
Edgewater (21037)	583
Accommodation and food services	59
Administrative and support and waste management and remediation services	33
Arts, entertainment, and recreation	18
Construction	81
Educational services	7
Finance and insurance	32
Health care and social assistance	48
Information	12
Manufacturing	6
Other services (except public administration)	71
Professional, scientific, and technical services	93
Real estate and rental and leasing	33
Retail trade	68
Transportation and warehousing	9
Wholesale trade	13
Fort George G Meade (20755)	118
Accommodation and food services	20
Administrative and support and waste management and remediation services	7
Finance and insurance	7
Other services (except public administration)	7
Professional, scientific, and technical services	70
Retail trade	7
Friendship (20758)	3
Construction	3
Galesville (20765)	6
Other services (except public administration)	6
Gambrills (21054)	499
Accommodation and food services	66
Administrative and support and waste management and remediation services	18
Arts, entertainment, and recreation	12
Construction	43
Educational services	14
Finance and insurance	22
Health care and social assistance	70
Information	12
Manufacturing	6
Other services (except public administration)	54
Professional, scientific, and technical services	67
Real estate and rental and leasing	21
Retail trade	75
Transportation and warehousing	6
Wholesale trade	13
Glen Burnie (21060/21061)	1,864
Accommodation and food services	177

Administrative and support and waste management and remediation services	115
Arts, entertainment, and recreation	17
Construction	198
Educational services	23
Finance and insurance	76
Health care and social assistance	276
Information	24
Management of companies and enterprises	9
Manufacturing	35
Other services (except public administration)	215
Professional, scientific, and technical services	175
Real estate and rental and leasing	65
Retail trade	282
Transportation and warehousing	104
Wholesale trade	73
Hanover (21076)	1,034
Accommodation and food services	112
Administrative and support and waste management and remediation services	83
Arts, entertainment, and recreation	14
Construction	60
Educational services	8
Finance and insurance	26
Health care and social assistance	52
Information	25
Management of companies and enterprises	15
Manufacturing	31
Other services (except public administration)	66
Professional, scientific, and technical services	178
Real estate and rental and leasing	41
Retail trade	182
Transportation and warehousing	70
Wholesale trade	71
Harmans (21077)	9
Construction	6
Information	3
Harwood (20776)	68
Administrative and support and waste management and remediation services	16
Construction	24
Health care and social assistance	4
Other services (except public administration)	9
Professional, scientific, and technical services	15
Laurel (20724)	261
Accommodation and food services	29
Administrative and support and waste management and remediation services	20
Arts, entertainment, and recreation	18
Construction	30
Educational services	4

Finance and insurance	6
Health care and social assistance	26
Information	3
Other services (except public administration)	24
Professional, scientific, and technical services	34
Real estate and rental and leasing	11
Retail trade	44
Transportation and warehousing	7
Wholesale trade	5
Linthicum Heights (21090)	600
Accommodation and food services	81
Administrative and support and waste management and remediation services	52
Arts, entertainment, and recreation	6
Construction	70
Educational services	7
Finance and insurance	45
Health care and social assistance	47
Information	9
Management of companies and enterprises	23
Manufacturing	12
Other services (except public administration)	36
Professional, scientific, and technical services	82
Real estate and rental and leasing	25
Retail trade	36
Transportation and warehousing	26
Wholesale trade	43
Lothian (20711)	116
Accommodation and food services	5
Administrative and support and waste management and remediation services	19
Construction	41
Other services (except public administration)	16
Professional, scientific, and technical services	6
Real estate and rental and leasing	7
Retail trade	12
Transportation and warehousing	4
Wholesale trade	6
Millersville (21108)	556
Accommodation and food services	26
Administrative and support and waste management and remediation services	49
Arts, entertainment, and recreation	8
Construction	72
Educational services	15
Finance and insurance	29
Health care and social assistance	51
Information	4
Management of companies and enterprises	3
Manufacturing	6

Other services (except public administration)	59
Professional, scientific, and technical services	90
Real estate and rental and leasing	46
Retail trade	47
Transportation and warehousing	12
Wholesale trade	39
Odenton (21113)	488
Accommodation and food services	49
Administrative and support and waste management and remediation services	24
Arts, entertainment, and recreation	11
Construction	56
Educational services	11
Finance and insurance	19
Health care and social assistance	57
Information	12
Manufacturing	9
Other services (except public administration)	48
Professional, scientific, and technical services	75
Real estate and rental and leasing	33
Retail trade	45
Transportation and warehousing	20
Wholesale trade	19
Pasadena (21122)	1,079
Accommodation and food services	92
Administrative and support and waste management and remediation services	85
Agriculture, forestry, fishing and hunting	3
Arts, entertainment, and recreation	22
Construction	223
Educational services	12
Finance and insurance	41
Health care and social assistance	111
Industries not classified	4
Information	7
Manufacturing	10
Other services (except public administration)	130
Professional, scientific, and technical services	100
Real estate and rental and leasing	45
Retail trade	130
Transportation and warehousing	41
Wholesale trade	23
Riva (21140)	35
Administrative and support and waste management and remediation services	5
Construction	9
Health care and social assistance	5
Professional, scientific, and technical services	6
Real estate and rental and leasing	7
Wholesale trade	3

Severn (21144)	325
Accommodation and food services	21
Administrative and support and waste management and remediation services	36
Arts, entertainment, and recreation	6
Construction	64
Educational services	8
Finance and insurance	7
Health care and social assistance	19
Manufacturing	9
Other services (except public administration)	47
Professional, scientific, and technical services	37
Real estate and rental and leasing	7
Retail trade	35
Transportation and warehousing	17
Wholesale trade	12
Severna Park (21146)	834
Accommodation and food services	64
Administrative and support and waste management and remediation services	30
Arts, entertainment, and recreation	25
Construction	76
Educational services	27
Finance and insurance	70
Health care and social assistance	112
Information	12
Manufacturing	9
Other services (except public administration)	77
Professional, scientific, and technical services	159
Real estate and rental and leasing	57
Retail trade	88
Transportation and warehousing	8
Wholesale trade	20
Shady Side (20764)	38
Accommodation and food services	4
Administrative and support and waste management and remediation services	5
Construction	6
Other services (except public administration)	11
Professional, scientific, and technical services	5
Real estate and rental and leasing	3
Retail trade	4
Tracys Landing (20779)	29
Administrative and support and waste management and remediation services	5
Construction	7
Other services (except public administration)	10
Professional, scientific, and technical services	3
Retail trade	4
West River (20778)	33
Administrative and support and waste management and remediation services	5

Construction	10
Health care and social assistance	8
Other services (except public administration)	4
Professional, scientific, and technical services	6
Baltimore BWI (21240)	129
Accommodation and food services	38
Administrative and support and waste management and remediation services	4
Finance and insurance	4
Information	3
Other services (except public administration)	8
Professional, scientific, and technical services	18
Real estate and rental and leasing	3
Retail trade	14
Transportation and warehousing	34
Wholesale trade	3
Grand Total	13,921

Source: US Census Bureau, 2022 County Business Patterns, Zip Code Level, Anne Arundel County

Note: Does not include zip codes that cross county boundaries (examples: 20794 Jessup, 20226 Baltimore, & 21225 Brooklyn Park; omits 513 establishments and 10,590 employees county-wide)

Sincere efforts have been made to ensure the accuracy of the information contained in this report, but accuracy cannot be guaranteed. All materials are available in alternative formats upon request.

Questions? Contact AAEDC Director of Research & Program Development
Jonathan Boniface at jboniface@aaedc.org